




Certified USB Isolator - isolating • protecting • ground-breaking

The professional tool for industries...

When your installation needs

- Device separation
- Overvoltage protection



...and sensitive applications

If protection matters

- Fitness machines
- Medical devices

Certification to the highest safety standard IEC 60601-1 Rev 3.2

Protection and security for human, device and PC

Product features

Usage and benefits

The USB isolator is used to uncouple the electrical potential of any USB device from PC or hub. It is the professional tool for avoiding and fighting ground loops, equalizing currents and protection against overvoltages.

Its unique high isolation voltage together with the TÜV certification to the highest safety standard IEC 60601-1 Rev 3.2 and encapsulated in an extra protective housing, ensures safety especially in medical and other critical applications.

Energy transformer with reinforced isolation transfers up to 500mA from the primary USB connector to the secondary side for USB supplied devices.

Designed for certified quality

- Tested for world-wide unique 7.5kV isolation
- Certified against highest safety standard IEC 60601-1 Rev 3.2
- For all medical and industrial applications
- Supports all USB devices with USB full-speed (12Mbps)
- Isolated energy transfer to secondary side
- Overload protection
- High protection against direct touching by countersunk secondary USB Jack
- High retention force connectors
- Detailed status indication with multi-coloured LED
- Very compact and robust isolation housing with rubber bands
- Made in Germany - 3 years warranty



Good to know

Certified against EN60601-1 Rev. 3.2 means the highest quality standards and reliability through selected components and best possible design. You should not expect less!




Medical & Fitness

Whenever a human is connected to a PC for medical or monitoring reasons you must take precautions that the person must never suffer harm due to possible or accidental defects. Safety first always applies!


Industry and sensitive applications

To protect control systems and PCs against power surge, voltage burst and ground loops caused by connected USB devices working in harsh environments.



Makers & Developers

For all people who develop, test or simply work with USB devices and want to avoid to damage their USB hub or, even worse, their PC just by accident.



Audio & Sound studios

Fighting buzzing and other unwanted noises coupled by connected Audio/Midi devices with own power supply forming a ground loop. The isolator Full Speed 12Mbps is sufficient for sample rates up to 96kHz/24bit.



And just in case...

Do not take any risk when you need to connect a used and possibly defective USB device with your irreplaceable PC. Especially in the service area. Always play it safe with the ISOUSB-PLUS-BOX.





Setting isolator in operation

The starting up of the isolator is done in a few steps. Since the device handles the USB communication completely automatic no manual setups are necessary. The installation is clear due to different plug types for the primary and secondary side. Wrong connections are not possible.

1. Insert isolator between your PC and USB device
2. Observe the isolator status LED



Please pay attention to the following hints! Especially in critical and sensitive application fields like the medical technology some applications requirements have to be followed!



High voltages may be attached! It is the responsibility of the user to take care for a sufficient insulation and protection against contact of the floating system components!

Warning hints

According to its task the isolator splits by its complete isolation one electric circuit with a common ground line into two circuits with a floating voltage relationship.

If no method is implemented to prevent drifting voltage ranges from each other, i.e. by a common earthing, large floating voltage differences between primary and secondary side can occur. These can lead to serious danger when not isolated parts of the circuits are touched.

If no voltage equalization can be done by earthing or must not be done in the special application, care must be taken that the permanent potential difference between both sides does not exceed the working range of the isolator, specified in the technical data.

Basic rules for this device

The requirements of professional devices are so that a usage in the living range or a connection to public supply is allowed.

The device must not be used for live-supporting functions.

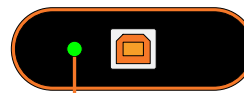
The connections between PC and isolator and between the isolator and the end device with cables of more than 5m length is not certified for critical applications.

The device generates high frequency. Any electronic devices are subject to special precautionary measuring in particular regarding the EMC with the installation and operation. Portable and mobile HF-communications devices such as phones can effect other electronic devices.

1



2



LED	Isolator status
● (White)	Prim. active, isolator powered up
● (Blue)	Prim. and/or Sec. in standby
● (Green)	USB connection established
● (Yellow)	No USB connection - caution!
● (Red)	Sec. overcurrent error!



Special care is necessary for the operation of this product. Please read the manual carefully.

Scan/click for PDF manual





Protection & Isolation

Isolation strength	Certified 4000Vrms 1min, reinforced isolation, 2*MOPP. Permissible and tested with single isolation: 5000Vrms 1min, 7500Vdc 1sec.
Working range	250Vrms permanent potential difference.
Transient protection	Integrated protection diodes with appr. ±15kV according to IEC 61000-4-2.
Protection class	Safety class II, Housing IP30.
Overload protection	The output is short-circuit protected. Overload indication by red LED. In this case the output is switched off.

Certifications

Approval	IEC60601-1:2020(Ed3.2), IEC60601-1-2:2015, 2*MOPP, EN55011 Class B, FCC 47 CFR Part 15 ICES-003: Issue 6, JIS T 0601-1:2017 (IEC 60601-1:2005 + A1:2012 + A2:2020), CB certificate available.
----------	---

Connectivity

Input	Supply through USB, 5Vdc, max. 0.9A in case of overload. Input connector: High retention USB Jack Type B
Output	USB standard signals. Supply 5Vdc, 500mA minimum. Output connector: High retention USB Jack type A
Transmission	USB 2.0+1.1 Full speed (12Mbit/s), completely transparent and invisible (no driver needed).
Energy transfer	Primary to second side max. 3W, efficiency about 85%.



The total length of the connected USB cables must not exceed 5m each!

Environment

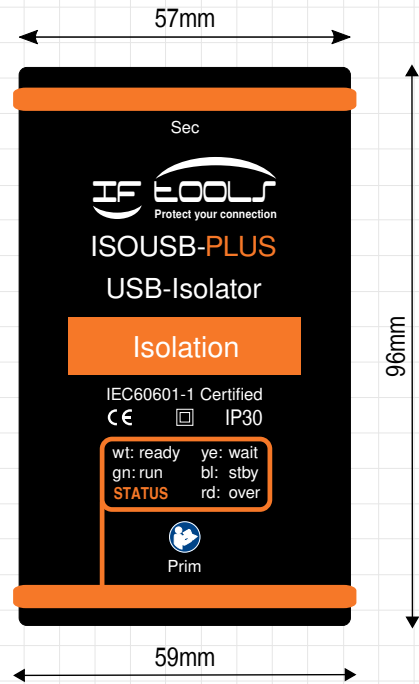
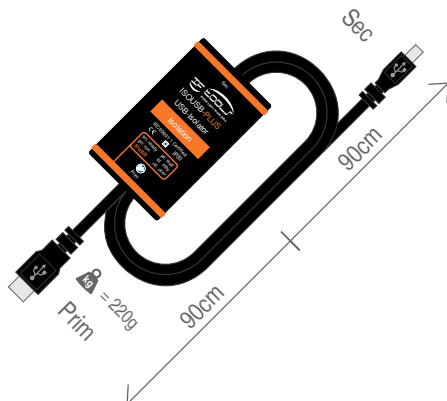
Work environment	0°C to +40°C, 20 - 90% humidity, 500 - 1060hPa pressure
Storage/Shipment	0°C to +70°C, 0 - 90% humidity, 500 - 1060hPa pressure

What you get

Content	Certified USB Isolator ISOUSB-BOX-PLUS Reinforced USB Cable 1.8m A/B for primary connection Detailed bilingual 16 pages manual in German and English.
Warranty	Made in Germany, 3 years warranty.

Variant

ISOUSB-PLUS-CABLE	With integrated cables 85cm at each side as an easy USB cable replacement. Plugs primary: USB Std. A, secondary USB Std. B
-------------------	---



Sec: High retention USB Jack type A



kg = 110g

To the shop scan/click



Available on our
Online Shop

Price: 189 €
without tax